



Buena Vista Investment Management LLC

CREATIVE INVESTMENT SOLUTIONS



Our Firm

GLOBAL MARKET EXPERIENCE & EXPERTISE

Buena Vista Investment Management LLC

“POSITIONING OUR CLIENTS FOR SUCCESS”

- Firm Began Operation in 2003
- Fee Only Registered Investment Advisory Firm (RIA)
- Regulated by the Securities & Exchange Commission
State of Wisconsin in 2012
- Charles Schwab & Company is Custodian
- \$90 Million in Discretionary Assets Under
Management

Buena Vista Investment Management LLC

“POSITIONING OUR CLIENTS FOR SUCCESS”

Firm Principals

Peter W. Brey, Partner—Equity Research

34 Years of Investment Management Experience

Brokerage, Investment Banking & Investment Management Background

Buena Vista Investment Management LLC

“POSITIONING OUR CLIENTS FOR SUCCESS”

We are a Boutique Investment Management Firm

Superior Client Experience

- Client Centric Approach to Business
- Client/Manager Ratio Currently at 55 to 1
- Emphasis on Client Communication

Our Only Focus is Investment Management

- Consistent Management Philosophy & Approach to Investments
- Size Provides Unique Flexibility
- Investment Decisions are Made Locally

Buena Vista Investment Management LLC

“POSITIONING OUR CLIENTS FOR SUCCESS”

Client Communications

- Regularly Scheduled Semi-Annual Meetings
- Strategic Investment Updates via E-mail
- Daily Access to Account Information on Schwab.com
- Monthly Schwab Statements
- Quarterly Buena Vista Reports to Include Detailed Performance Analysis
- Quarterly Newsletter Written by our Investment Managers

Buena Vista Investment Management LLC

“POSITIONING OUR CLIENTS FOR SUCCESS”

Partners have EXPERIENCE managing under varied market conditions

- Rising Rates in late 70's early 80's
- Savings & Loan Crisis and Junk Bond Collapse in the 1980's
- Stock Market Crash in 1987 and the Asian Contagion in 1998
- Tech Bubble of 2000 and the Financial Crisis of 2008

Partners have EXPERIENCE with large clients

- Public and Private Charitable Organizations
- Largest Current Client \$7 million
- Largest Historic Client \$20 million

Partners have EXPERIENCE with complex assets

- Preferred Stocks
- Structured Notes
- Commodity Mutual Funds & ETF's
- Leveraged & Inverse Mutual Funds & ETF's

Our Investment Process

“CREATIVE INVESTMENT SOLUTIONS”

Buena Vista Investment Management LLC

“POSITIONING OUR CLIENTS FOR SUCCESS”

INVESTMENT PHILOSOPHY

“We are committed to generating consistent, quality investment returns while keeping preservation of “your” principal our highest priority!”

Buena Vista Investment Management LLC

“POSITIONING OUR CLIENTS FOR SUCCESS”

Generating Quality Long-Term Investment Performance Begins With Understanding the Downside

\$1,000 invested in the S&P 500 on January 1, 2003

	<u>S&P 500</u>	<u>Hypothetical Return</u>
2003	26.3%	25.3%
2004	9.0%	8.0%
2005	3.0%	2.0%
2006	13.6%	12.6%
2007	3.5%	2.5%
2008	-38.5%	-32.0%
2009	23.5%	22.6%
2010	12.8%	11.8%
Compounded Value	\$1,428	\$1,586
Compounded Average Annual Return	5.35%	7.33%

Buena Vista Investment Management LLC

“POSITIONING OUR CLIENTS FOR SUCCESS”

Buena Vista Investment Approach

- Globally Focused Intermediate-Term Managers
- Highly Diversified Portfolio Structure
- Emphasis on Mid Capitalization and International Investments
- Utilization of Modern Investment Tools
- Pro Active Managers With Asset Allocation Driven by our Strategic Investment Tools

Buena Vista Investment Management LLC

“POSITIONING OUR CLIENTS FOR SUCCESS”

Strategic Investment Tools

- 4 Time Tested Analytical Tools
- Leading and Lagging Indicators
- Indicators Driven by Technical and Quantitative Analysis
- Removing Human Emotion
- Indicators Updated on a Regular Basis

Buena Vista Investment Management LLC

“POSITIONING OUR CLIENTS FOR SUCCESS”

Strategic Investment Tools

LEADING INDICATORS

The Leuthold Major Trend Index

LAGGING INDICATORS

InvesTech Negative Leadership Composite

Buena Vista Conservative Buy/Sell Discipline

The Coppock Guide (Buy Side Only)

Buena Vista Investment Management LLC

“POSITIONING OUR CLIENTS FOR SUCCESS”

MID CAPITALIZATION INVESTMENTS

The “cornerstone” of our Investment Portfolios

Defining the Category

- \$1 Billion to \$5 Billion Market Cap

Understanding the Results

- Right Size for Growth
- Established Businesses
- Adaptability

Merits Overweighting

Buena Vista Investment Management LLC

“POSITIONING OUR CLIENTS FOR SUCCESS”

A Global Focus – The Future of Investing

- Allocations Reflect Current Global Economy
- Experienced International Managers
- Asian Focus

Buena Vista Investment Management LLC

“POSITIONING OUR CLIENTS FOR SUCCESS”

International Economics

China, India and Brazil are growing rapidly, and China is second only to the U.S. in total output, while Germany's export-driven economy is the runaway Euro Zone leader.

Countries	GDP				Trade (% of GDP)	Demographics		
	USD (Billions)	Per Capita	1-Yr Change	5-Yr Change		Exports	Population (Millions)	Unemployment %
Developed Markets								
US	15,984	50.5	1.8%	1.9%	9.7 %	317	7.5	37
Germany	3,537	42.8	3.1%	3.4%	40.6 %	82	6.9	45
Canada	1,838	52.4	2.5%	2.0%	2.1 %	34	7.2	41
UK	2,469	39.0	1.1%	3.4%	19.5 %	63	7.9	40
Euro Zone	12,557	37.9	1.7%	3.3%	19.7 %	331	12.1	
Japan	5,159	40.5	(0.5%)	2.2%	13.7 %	127	4.1	45
Ireland	211	45.8	2.2%	5.0%	53.6 %	5	13.7	35
France	2,705	41.6	2.0%	2.2%	21.2 %	65	10.3	40
Emerging Markets								
Brazil	2,225	11.1	2.7%	6.1%	9.1 %	201	5.7	29
Russia	1,971	13.9	4.3%	9.9%	25.4 %	143	5.6	39
India	2,031	1.6	7.7%	10.1%	16.4 %	1,221	6.6	26
China	7,639	5.7	8.9%	12.0%	26.6 %	1,350	4.1	36
Mexico	1,222	10.5	3.9%	3.2%	28.9 %	116	5.1	27

Source: FactSet. Data is most recent available.

Younger demographics in emerging countries 46

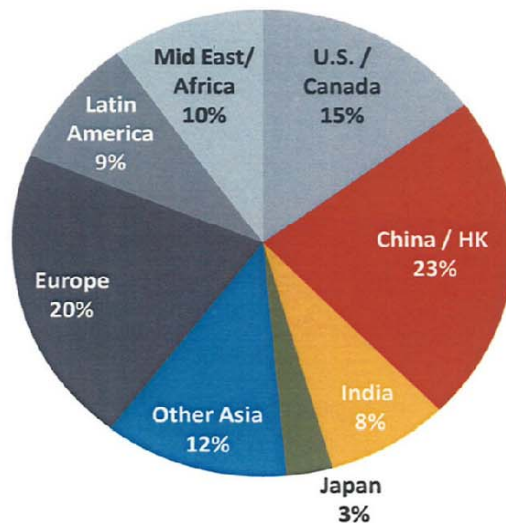
International

GLOBAL PERSPECTIVES

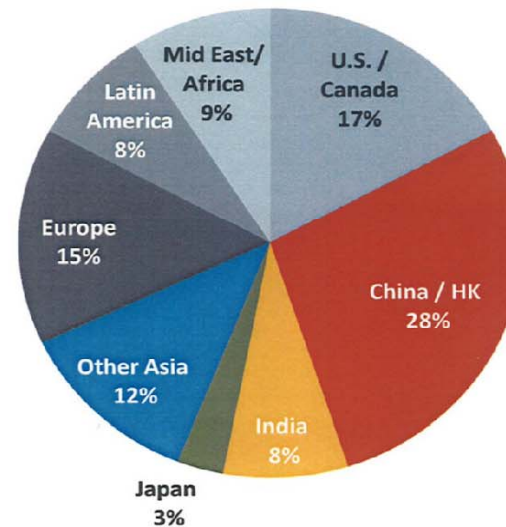
Buena Vista Investment Management LLC

“POSITIONING OUR CLIENTS FOR SUCCESS”

**COMPOSITION OF GROWTH
2002-2012**
ASIA: 46%



**EXPECTED COMPOSITION OF GROWTH
2012 – 2018**
ASIA: 51%



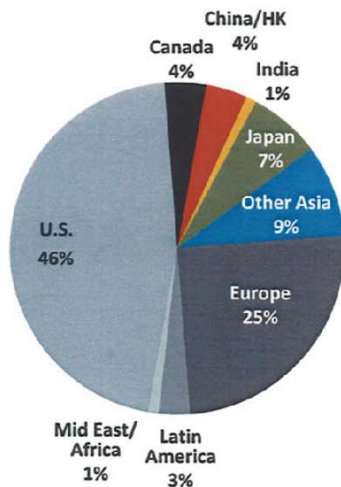
Source: International Monetary Fund; Based on GDP on PPP basis

Buena Vista Investment Management LLC

“POSITIONING OUR CLIENTS FOR SUCCESS”

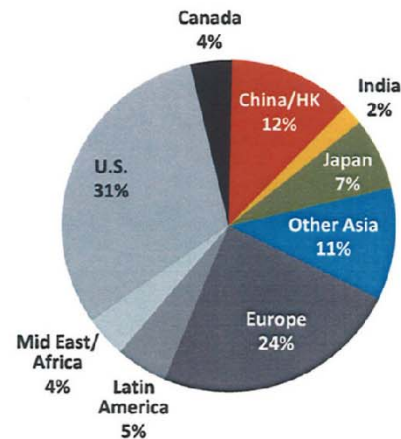
MSCI AC WORLD INDEX

ASIA: 21%



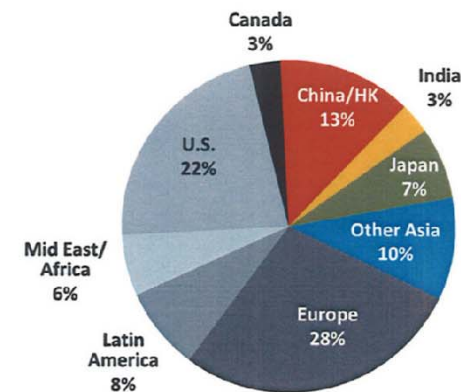
WORLD STOCK MARKET VALUE

ASIA: 32%



GDP

ASIA: 33%



Sources: MSCI, International Monetary Fund and World Federation of Exchange Members
IMF GDP data as of April 2013; MSCI AC World Index and Stock Market Value data as of 12/31/12; Figures in US\$



Buena Vista Investment Management LLC

“POSITIONING OUR CLIENTS FOR SUCCESS”

Mutual Funds

- Key Tool for Portfolio Diversification
- Quantitative & Qualitative Selection Process
- Regional Diversification of Managers
- Schwab Platform – 3000 Available Funds

Buena Vista Investment Management LLC

“POSITIONING OUR CLIENTS FOR SUCCESS”

Use of Additional Investment Options

- Exchange Traded Funds
- Preferred Shares
- Global Fixed Income
- Short Duration and Floating Rate
- Leveraged and Inverse Products
- Structured Notes

Buena Vista Investment Management LLC

“POSITIONING OUR CLIENTS FOR SUCCESS”

INCOME

Individual Fixed Income Securities

- Laddered Maturities
- Intermediate Time Horizon
- Diversified Approach

Income Producing Stocks

- REITS
- Oil & Gas Pipelines
- Preferred Stocks

Inverse Fixed Income Products

Buena Vista Investment Management LLC

“POSITIONING OUR CLIENTS FOR SUCCESS”

RESEARCH PARTNERS

- Bank America – Merrill Lynch Equity Research
- Briefing.com – Daily Market Data & Market Commentary
- Capital Economics – Emerging Market Research
- Credit Suisse – Global Market Research
- Deutsche Bank – Global Market Research
- Goldman Sachs – Global Market Research
- InvesTech Research – Market Strategy
- JP Morgan Asset Management – Global Research
- Matthews Capital Management Asian Market Research
- Morningstar – Mutual Fund & Equity Research
- Standard & Poors – Equity Research
- Stock Charts – Technical Analysis
- The Leuthold Group LLC – Market Strategy Research